

19.01.2018

To,
**The Metropolitan Stock Exchange of
India Limited**
Vibgyor Towers, 4th Floor, Plot No C 62, G-
Block, Opp. Trident Hotel, Bandra Kurla
Complex, Bandra (E), Mumbai-400 098

To,
The BSE Limited
Department of Corporate Services
Phiroze Jeejeebhoy Towers,
Dalal Street, Mumbai-400 001
Scrip Code : 539621

**Sub: Cover Letter for Regulation 31 SEBI (Listing Obligations and Disclosure Requirements)
Regulations, 2015.**

Dear Sir/Ma'am,


Please find attached herewith the Shareholding Pattern of the company under Regulation 31(1) (b) of SEBI (Listing Obligations and Disclosure Requirements) Regulations, 2015 for the quarter ended 31st December, 2017.

This is for your information and records.

Thanking you,

Yours faithfully

For BCL Enterprises Limited



Authorised Signatory

Details of Holding of specified securities_BCL Enterprises Limited		
1	Name of Listed Entity:	BCL Enterprises Limited
2	Scrip Code/Name of Scrip/Class of Security:	Equity Shares of Rs. 10/- each
3	Share Holding Pattern Filed under: Reg. 31(1)(a)/Reg. 31(1)(b)/Reg.31(1)(C) :	Reg. 31(1)(b)
	a. If under 31(1)(b) then indicate the report for Quarter ending	Quarter ended 31st December, 2017
	b. If under 31(1)(C) then indicate the Date of allotment/extinguishment	N.A.
4	Declaration: The Listed entity is required to submit the following declaration to the extent of submission of information:-	
	S.no	Particulars
		Yes*
		No*
	1	Whether the Listed Entity has issued any partly paid up shares?
		NO
	2	Whether the Listed Entity has issued any Convertible Securities or Warrants?
		NO
	3	Whether the Listed Entity has any shares against which depository receipts are issued?
		NO
	4	Whether the Listed Entity has any shares in locked-in?
		NO
	5	Whether any shares held by promoters are pledge or otherwise encumbered?
		NO
	* If the Listed Entity selects the option 'No' for the questions above, the columns for the partly paid up shares, Outstanding Convertible Securities/Warrants, depository receipts, locked-in shares, No of shares pledged or otherwise encumbered by promoters, as applicable, shall not be displayed at the time of dissemination on the Stock Exchange website. Also wherever there is 'No' declared by Listed Entity in above table the values will be considered as 'Zero' by default on submission of the format of holding of specified securities.	
5	The Tabular format for disclosure of holding of Specified securities is as follows:-	






Table 1- Summary Statement holding of specified securities																
Category	Category of shareholder	Nos. of shareholders	No. of fully paid up equity shares held	No. of Partly paid-up equity shares held	No. of shares underlying Depository Receipts	Total Nos. shares held	Shareholding as a % of total no. of shares (calculated as per SCRR, 1957)	Number of voting Rights held in each class of securities		No. of Shares Underlying Outstanding convertible securities (including Warrants)	Shareholding as a % assuming full convertible securities (as a percentage of diluted share)	Number of Locked In shares		Number of Shares pledged or otherwise encumbered	Number of equity shares held in dematerialized form	
(I)	(II)	(III)	(IV)	(V)	(VI)	(VII)=(V)+(VI)+(VII)	(VIII) As a % of (A+B+C2)	No. of Voting Rights		Total as a % of Total Voting Rights	(XI)=(VII)+(X) As a % of (A+B+C2)	(XII)		(XIII)	(XIV)	
								Class X*	Total	Total as a % of Total Voting rights		No. (a)	As a % of total Shares held (b)	No. (a)	As a % of total Shares held (b)	
	Promoter & Promoter Group	5	232600	0	0	232600	3.99	232600	232600	3.99	0	0	0.00%	0	0	232600
(A)	Public	681	5597400	0	0	5597400	96.01	5597400	5597400	96.01	0	0	0.00%	0	0	5246800
(B)	Non Promoter- Non Public	0	0	0	0	0	0	0	0	0	0.00	0	0	0	0	0
(C)	Shares Underlying DRs	0	0	0	0	0	0	0	0	0	0.00	0	0	0	0	0
(C1)	Shares held by Employee Trusts	0	0	0	0	0	0	0	0	0	0.00	0	0.00%	0	0	0
(C2)	Total	686	5830000	0	0	5830000	100	5830000	5830000	100	100.00	0	0.00%	0	0	5481400
* Company is having only (I) one class of Securities i.e. Equity Shares of Rs. 10/- each carrying 1 (one) Voting Right each.																

* Company is having only (1) one class of Securities i.e. Equity Shares of Rs. 10/- each carrying 1 (one) Voting right each




Table II- Statement showing shareholding pattern of the Promoter and Promoter Group

Category & Name of the Shareholders	PAN	No. of share holder	No. of fully paid-up equity shares held	Partly paid-up equity shares held	Nos. of shares underlying Depository Receipts	Total nos. shares held	Shareholding % calculated as per SCRR, 1957	Number of Voting Rights held in each class of securities	No. of Shares Underlying Outstanding convertible securities (including Warrants)	Shareholding % as a % assuming full conversion of convertible securities (as a % of A+B+C2)	Number of Locked In Shares	Number of Shares pledged or otherwise encumbered	Number of equity shares held in dematerialized form
(I)	(II)	(III)	(IV)	(V)	(VI)	(VII)=(IV+V+VI)	(VIII) As a % of (A+B+C2)	(IX) No. of Voting Rights Total as a % of Total Voting rights	(X)	(XI)=(VII)+(X) as a % of A+B+C2	(XII) As a % of total shares held (b)	(XIII) As a % of total shares held (b)	(XIV)
(1) Indian								Class X*					
(a) Individuals/Hindu undivided Family													
Karan Sarda	AXTPS0248N	1	26000	0	0	26000	0.45	26000 0.45	0	0.45	0	0	26000
Nakul Sarda	AVPFS0078I	1	26200	0	0	26200	0.45	26200 0.45	0	0.45	0	0	26200
Sunila Sarda	AANPS7143M	1	38400	0	0	38400	0.66	38400 0.66	0	0.66	0	0	38400
Mahendra Kumar Sharda	AANPS7142L	1	52000	0	0	52000	0.89	52000 0.89	0	0.89	0	0	52000
Mahendra Kumar Sharda H.U.F	AAGHM1166D	1	90000	0	0	90000	1.54	90000 1.54	0	1.54	0	0	90000
Central Government/ State Government(s)		0	0	0	0	0	0	0	0	0.00	0	0	0
(b) Financial Institutions/Banks		0	0	0	0	0	0	0	0	0.00	0	0	0
(c) Sub Total (A)(1)		5	232600	0	0	232600	3.99	232600 3.99	0	3.99	0	0	232600
(2) Foreign													
(a) Individuals (Non Resident Individuals/Foreign Individuals)		0	0	0	0	0	0	0	0	0.00	0	0	0
(b) Government		0	0	0	0	0	0	0	0	0.00	0	0	0
(c) Institutions		0	0	0	0	0	0	0	0	0.00	0	0	0
(d) Foreign Portfolio Investor		0	0	0	0	0	0	0	0	0.00	0	0	0
(f) Any Other (specify)		0	0	0	0	0	0	0	0	0.00	0	0	0
(f) Sub Total (A)(2)		0	0	0	0	0	0	0	0	0.00	0	0	0
Total Shareholding of Promoter and Promoter Group (A) = (A)(1)+(A)(2)		5	232600	0	0	232600	3.99	232600 3.99	0	3.99	0	0	232600

Details of Shares which remain unclaimed may be given here along with details such as number of shareholders, outstanding shares held in demat/ unclaimed suspense account, voting rights which are frozen etc.

Note:

(1) PAN would not be displayed on website of Stock Exchange(s)

(2) The term "Encumbrance" has the same meaning as assigned under Regulation 28(3) of SEBI (Substantial Acquisition of Shares and Takeovers) Regulations, 2011

(3) * Company is having only (1) one class of Securities i.e. Equity Shares of Rs. 10/- each carrying 1 (one) Voting right each



BCL ENTERPRISES LIMITED

TABLE III: Statement Showing Shareholding Pattern of the PUBLIC SHAREHOLDER
AS ON QUARTER ENDED: 31/12/2017

Category & Name of Shareholder	PAN No.	Number of Shares held	No. of Shares held	No. of Shares held	No. of Shares held	Total	Shareholding % of total	Number of Voting Rights held in each class of securities	No. of Shares held	of Shares held as a % of diluted share capital	Number of locked in shares	Number of Shares Pledged or otherwise encumbered	Number of Shares held in dematerialized form
I	II	III	IV	V	VI	VII= (IV+V+VI)	VIII as a % of (A+B+C2)	IX Class X Class Y Total (A+B+C)	X XI= (VII)+ (X) as a % of (A+B+C2)	XII as a % of total share held (b)	XIII as a % of total share held (b)	XIV	XV
(1) Institutions													
(a) Mutual Funds		0	0	0	0	0	0	0	0	0	0	0	0
(b) Venture Capital Funds		0	0	0	0	0	0	0	0	0	0	0	0
(c) Alternate Investment Funds		0	0	0	0	0	0	0	0	0	0	0	0
(d) Foreign Venture Capital Investors		0	0	0	0	0	0	0	0	0	0	0	0
(e) Foreign Portfolio Investors		0	0	0	0	0	0	0	0	0	0	0	0
(f) Financial Institutions Banks		0	0	0	0	0	0	0	0	0	0	0	0
(g) Insurance Companies		0	0	0	0	0	0	0	0	0	0	0	0
(h) Provident Funds/ Pension Funds		0	0	0	0	0	0	0	0	0	0	0	0
(i) Any Other (Specify) EDI		0	0	0	0	0	0	0	0	0	0	0	0
(j) Any Other (Specify) FOREIGN DIRECT		0	0	0	0	0	0	0	0	0	0	0	0
(k) Any Other (Specify) FOREIGN Institutional		0	0	0	0	0	0	0	0	0	0	0	0
(l) Any Other (Specify) Qualified Foreign Investor		0	0	0	0	0	0	0	0	0	0	0	0
Sub Total (B)(1)		0	0	0	0	0	0	0	0	0	0	0	0
(2) Central Government/													
(a) State Government(s)/ President of India		0	0	0	0	0	0	0	0	0	0	0	0
Sub Total (B)(2)		0	0	0	0	0	0	0	0	0	0	0	0
(3) Non-Institutions													
(a) Individuals - i. Individual shareholders		627	765986	0	0	765986	13.14	765986	13.14	0	0	0	0
(b) Individuals - ii. Individual shareholders		48	4538800	0	0	4538800	77.85	4538800	77.85	0	0	0	0
1. VANDITA SARAF			436000	0	0	436000	7.48	436000	7.48	0	0	0	4483800
2. SANJEEV AGRAWAL			300000	0	0	300000	5.15	300000	5.15	0	0	0	436000
3. ANIL KUMAR SINGHAL			70000	0	0	70000	1.2	70000	1.2	0	0	0	300000
4. CHANDNI GOYAL			100000	0	0	100000	1.72	100000	1.72	0	0	0	70000
5. GAGAN GOYAL			100000	0	0	100000	1.72	100000	1.72	0	0	0	100000
6. BISHAN GOYAL			100000	0	0	100000	1.72	100000	1.72	0	0	0	100000
7. PULKIT CHAWLA			80000	0	0	80000	1.37	80000	1.37	0	0	0	100000
8. GOKUL GUPTA			80000	0	0	80000	1.37	80000	1.37	0	0	0	80000
9. RAJAT YADAV			170000	0	0	170000	2.92	170000	2.92	0	0	0	80000
10. ATUL KUMAR JAIN			60000	0	0	60000	1.03	60000	1.03	0	0	0	170000
11. ABHEY GOYAL			100000	0	0	100000	1.72	100000	1.72	0	0	0	60000
12. DHIRUV GOYAL			100000	0	0	100000	1.72	100000	1.72	0	0	0	100000
13. KRISHAN KUMAR			200000	0	0	200000	3.43	200000	3.43	0	0	0	100000
14. GAURANG AGRAWAL			150000	0	0	150000	2.57	150000	2.57	0	0	0	200000
15. SAIL AERAN			80000	0	0	80000	1.37	80000	1.37	0	0	0	150000
16. RAJNEESH VERMA			100000	0	0	100000	1.72	100000	1.72	0	0	0	80000
17. PANKAJ JAIN			70000	0	0	70000	1.2	70000	1.2	0	0	0	100000



18	SNJEEV AGRAWAL HUF.	AAHB52507P	300000	0	NIL	300000	5.15	300000	NIL	300000	5.15	NIL	5.15	0	0	N.A.	N.A.	300000
19	SURESH CHAND AGARWAL	AAADPA2111M	70000	0	NIL	70000	1.2	70000	NIL	70000	1.2	NIL	1.2	0	0	N.A.	N.A.	70000
20	SHRI RAM GOYAL	AAEPG7983Q	100000	0	NIL	100000	1.72	100000	NIL	100000	1.72	NIL	1.72	0	0	N.A.	N.A.	100000
21	SUSHIL GOYAL	AAEPG7984K	100000	0	NIL	100000	1.72	100000	NIL	100000	1.72	NIL	1.72	0	0	N.A.	N.A.	100000
22	ANIL KUMAR JAIN	AAEP3081K	60000	0	NIL	60000	1.03	60000	NIL	60000	1.03	NIL	1.03	0	0	N.A.	N.A.	60000
23	SNJAY KUMAR JAIN	AAEP3617D	80000	0	NIL	80000	1.37	80000	NIL	80000	1.37	NIL	1.37	0	0	N.A.	N.A.	80000
24	VINOD KUMAR SINGHAL HUF	AAGHV0412D	70000	0	NIL	70000	1.2	70000	NIL	70000	1.2	NIL	1.2	0	0	N.A.	N.A.	70000
25	SANGEETA JAIN	AAEP4535P	60000	0	NIL	60000	1.03	60000	NIL	60000	1.03	NIL	1.03	0	0	N.A.	N.A.	60000
26	BARINDER AGARWAL	AAHPA0878P	100000	0	NIL	100000	1.72	100000	NIL	100000	1.72	NIL	1.72	0	0	N.A.	N.A.	100000
27	DEEPTI AGRAWAL	AAHPA0573C	300000	0	NIL	300000	5.15	300000	NIL	300000	5.15	NIL	5.15	0	0	N.A.	N.A.	300000
28	RAMESH KUMAR VARMA	AAHPH862L	100000	0	NIL	100000	1.72	100000	NIL	100000	1.72	NIL	1.72	0	0	N.A.	N.A.	100000
29	ARVIND GOYAL	BHMPG3938H	100000	0	NIL	100000	1.72	100000	NIL	100000	1.72	NIL	1.72	0	0	N.A.	N.A.	100000
(b) NBFCs registered with RBI			0	0	NIL	0	0	0	0	0	0	0	0	0	0	N.A.	N.A.	0
(c) Employee Trust			0	0	NIL	0	0	0	0	0	0	0	0	0	0	N.A.	N.A.	0
(d) Overseas Depositories (holding DRs)			0	0	NIL	0	0	0	0	0	0	0	0	0	0	N.A.	N.A.	0
(e) Any Other (Specify) Bodies Corporate			3	86455	0	86455	1.48	86455	0	86455	1.48	0	0	0	0	N.A.	N.A.	86455
(f) Any Other (Specify) Qualified Foreign Investor			0	0	0	0	0	0	0	0	0	0	0	0	0	N.A.	N.A.	0
(g) Any Other (Specify) OCB			0	0	0	0	0	0	0	0	0	0	0	0	0	N.A.	N.A.	0
(h) Any Other (Specify) Non-resident Indian Non-Resident			0	0	0	0	0	0	0	0	0	0	0	0	0	N.A.	N.A.	0
(i) Any Other (Specify) Non-resident Indian			0	0	0	0	0	0	0	0	0	0	0	0	0	N.A.	N.A.	0
(j) Any Other (Specify) Clearing Member			0	0	0	0	0	0	0	0	0	0	0	0	0	N.A.	N.A.	0
(k) Any Other (Specify) Trading Member			3	206159	0	206159	3.54	206159	NIL	206159	3.54	0	0	0	0	N.A.	N.A.	206159
(l) Any Other (Specify) Trust		AAECA3760A	200000	0	NIL	200000	3.43	200000	NIL	200000	3.43	0	0	0	0	N.A.	N.A.	200000
(m) Any Other (Specify) Foreign bodies corporates			0	0	0	0	0	0	0	0	0	0	0	0	0	N.A.	N.A.	0
(n) Any Other (Specify) Employee			0	0	0	0	0	0	0	0	0	0	0	0	0	N.A.	N.A.	0
(o) Any Other (Specify) Enemy Property			0	0	0	0	0	0	0	0	0	0	0	0	0	N.A.	N.A.	0
(p) Any Other (Specify) DIRECTORS & THEIR			0	0	0	0	0	0	0	0	0	0	0	0	0	N.A.	N.A.	0
(q) Any Other (Specify) FOREIGN COMPANIES			0	0	0	0	0	0	0	0	0	0	0	0	0	N.A.	N.A.	0
(r) Any Other (Specify) Unclaimed or Suspense			0	0	0	0	0	0	0	0	0	0	0	0	0	N.A.	N.A.	0
(s) Any Other (Specify) Market Maker			0	0	0	0	0	0	0	0	0	0	0	0	0	N.A.	N.A.	0
(t) Any Other (Specify) HUF			0	0	0	0	0	0	0	0	0	0	0	0	0	N.A.	N.A.	0
(u) Any Other (Specify) Societies			0	0	0	0	0	0	0	0	0	0	0	0	0	N.A.	N.A.	0
(v) Any Other (Specify) ESOP or ESOS or ESOS			0	0	0	0	0	0	0	0	0	0	0	0	0	N.A.	N.A.	0
(w) Any Other (Specify) Employee Welfare Fund			0	0	0	0	0	0	0	0	0	0	0	0	0	N.A.	N.A.	0
Sub Total (B)(3)			681	5597400	0	5597400	96.01	5597400	NIL	5597400	96.01	0	0	0	0	N.A.	N.A.	5248800
TOTAL (B)=(B)(1)+(B)(2)+(B)(3)			681	5597400	0	5597400	96.01	5597400	NIL	5597400	96.01	0	0	0	0	N.A.	N.A.	5248800



Table IV- Statement showing shareholding pattern of the Non-Promoter-Non Public shareholder													
Category & Name of the Shareholders	PAN	Nos. of shares held	No. of fully paid up equity shares held	Partly paid-up equity shares held	Nos. of Depository shares held	Total shares nos. held	Shareholding % calculated as per SCRR, 1957	Number of Voting Rights held in each class of securities	No. of Shares Underlying Outstanding convertible securities (including warrants)	Total shareholding g. as a % assuming full conversion of convertible securities (as a percentage of diluted share capital)	Number of Locked in shares	Number of Shares pledged or otherwise encumbered	Number of Shares held in dematerialized form
(I)	(II)	(III)	(IV)	(V)	(VI)	(VII)=(IV)+(V)+(VI)	As a % of (A+B+ C2) VIII	(IX) Total as a % of Voting Rights Class X Rights	(X)	(XI)	(XII) No. (a) As a % of total Shares held (b)	(XIII) No. (Not applicable) As a % of total shares held (not applicable)	(XIV)
(1) Custodian/DR Holder												NA	
(2) Employee Benefit Trust (under SEBI (Share based Employee Benefit) Regulations, 2014)												NA	
Total Non-Promoter-Non Public Shareholding (C)=(C)+(1)+(C)(2)												NA	

N.A.

